



UNICONT

LOOP INDICATOR



PDF-401 / PDF-501



PLK-501

- ◆ 4 ... 20 mA input
- ◆ HART converter
- ◆ 4 or 6 digit display, scalable
- ◆ IP 67
- ◆ ATEX certified versions

ABOUT UNICONT

UNICONT series is the universally scalable process value indicator of NIVELCO for current loops, most of them without the need for power supply.

Depending on their installation there are two different types of them:

- Plug-in display with connection according to the standard DIN 43650,
- Field indicator for installation on wall or mounting plate

PLK-501 plug in display can be connected to the 2-wire transmitters with its DIN 43650 socket, such as NIPRESS pressure/level gauge and MicroTREK radar level transmitter. The UNICONT PLK-501 has 4 digit LED display and both ordinary and ATEX certified versions are available.

The UNICONT PDF- units are digital, field process indicators with 6 digit LCD display as well as transmitters, converting analogue current to HART signal. They are suitable for the use in hazardous areas in their ATEX certified EEx ia and EEx d versions. Models with HART converter require power supply.

APPLICATION

Process indicators find their use where besides displaying process value no control function, such as switching ON/OFF pressure control, etc. is needed. For application in hazardous areas Zener barrier or duly certified power supply/isolator should be used.

TECHNICAL DATA

FIELD DISPLAY

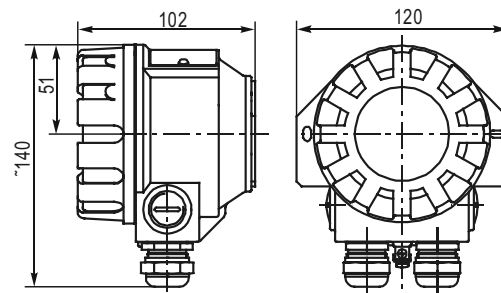
| TYPE | PDF-401-6 Ex, PDF-501-6 Ex 2-wire | P□F-401-8 Ex, P□F-501-8 Ex 4-wire |
|-----------------------|--|---|
| Input | 4 ... 20 mA | 0/4 ... 20 mA |
| Power supply | - | 9 ... 36 V DC |
| Voltage drop | Min 5,2 V max 6,5 V | |
| Display | 6-digit LCD, engineering units and bargraph | |
| Output | - | 4 ... 20 mA / HART |
| Ambient temperature | -25 °C ... +60 °C | W/o display: -40 °C ... +70 °C With display: -25 °C ... +60 °C |
| Ex marking | Ex II 2 G EEx ia IIC T6 / Ex II G EEx d IIB T6 | |
| Intrinsic safety data | U _{max} = 30 V I _{max} = 140 mA P _{max} = 1,0 W C _i < 20 nF L _i < 200 µH | |
| Electric protection | Class III | |
| Ingress protection | IP 67 | |
| Electric connection | Outer diameter of the cable: Ø 6 ... Ø 12 mm for M 20 x 1,5 conduit wire cross section maximum 1,5 mm ² | |
| Housing | Paint coated aluminium (6AlSi12) or plastic (VALOX 412) | |
| Mass | Unit with aluminium housing: appr. 0,9 kg Unit with plastic housing: appr. 0,55 kg | |

PLUG-IN DISPLAY

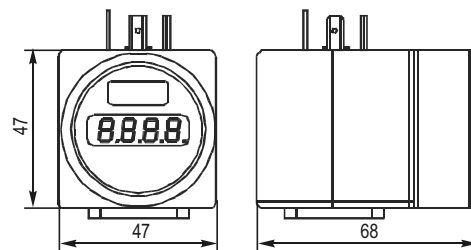
| TYPE | PLK-501-2, PLK-501-6 Ex |
|-----------------------|---|
| Input | 4 ... 20 mA |
| Input resistance | 150 ohm |
| Display | 4-digit LED of 7,6 mm height |
| Ambient temperature | 0 °C ... +70 °C |
| Ex marking | Ex II (1)2 G EEx ia IIC T4 |
| Intrinsic safety data | U _{max} = 28 V DC I _{max} = 93 mA P _{max} = 660 mW |
| Electric protection | Class III |
| Ingress protection | IP 65 |
| Electric connection | According to DIN 43650 |
| Electric housing | plastic |
| Mass | ~ 0,1 kg |

DIMENSIONS

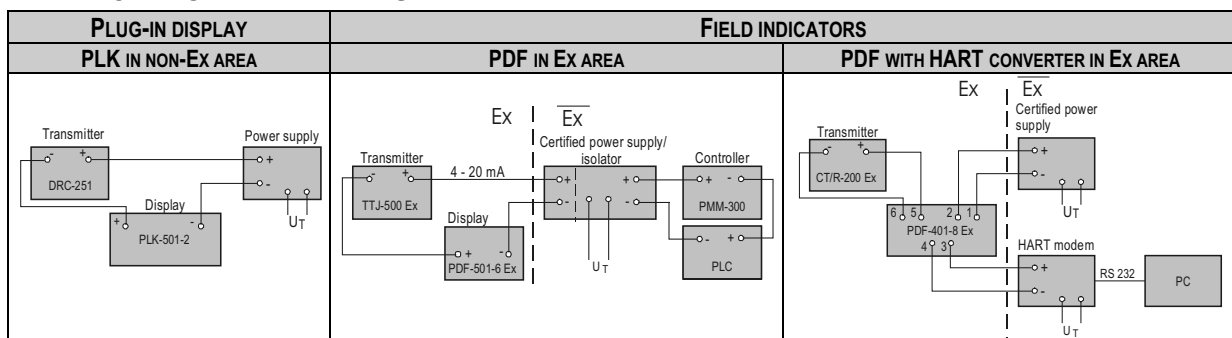
PDF-401, PDF-501



PLK-501



APPLICATION EXAMPLES



ORDER CODE (Not all combination possible)

UNICONT P - 0 1 -

| TYPE | CODE | INSTALLATION | CODE | HOUSING | CODE | VERSION | CODE |
|------------------|------|----------------------|------|-----------|------|-----------------------|------|
| With LCD display | D | Wall, mounting plate | F | Aluminium | 4 | Ordinary | 2 |
| Without display | T | Plug-in | K | Plastic | 5 | Ordinary + HART | 4 |
| With LED display | L | | | | | EX VERSION | |
| | | | | | | EEx ia | 6 |
| | | | | | | EEx ia / HART | 8 |
| | | | | | | EEx d | A |
| | | | | | | EEx d / HART | B |
| | | | | | | EEx d + EEx ia | C |
| | | | | | | EEx d + EEx ia / HART | D |