

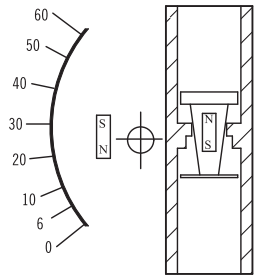
METAL TUBE FLOW METER MF200E

Technical Data

MF200E for low flow of gas, liquid and steam
Material: 316 stainless steel for case and body.
Indication: via magnetic coupling (no seals)
Scales: calibrated in l/h, m³/h, kg/h, %
Flow rate: water-0.4 l/h up to 6000 l/h
 air-21 NL/h up to 150,000 NL/h
Connection types: BSP, NPT, flange type on request
Working Temperature:
 Combine with electronic parts: -40°C~+150°C
 Combine without electronic parts: -40°C~+180°C
Working Pressure: Standard 100 kg/cm²;
 other options upon request
Connection size: ¼" ~ 2"
Protection Class: IP65
Accuracy: ± 2% FS (± 1.6% FS option)



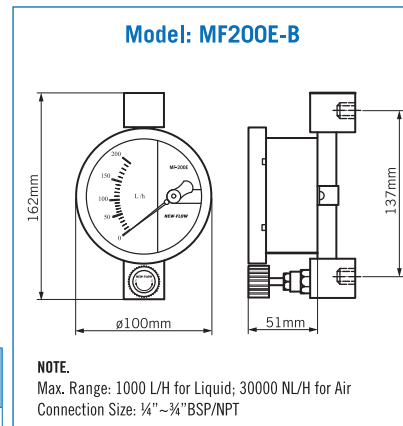
Principle



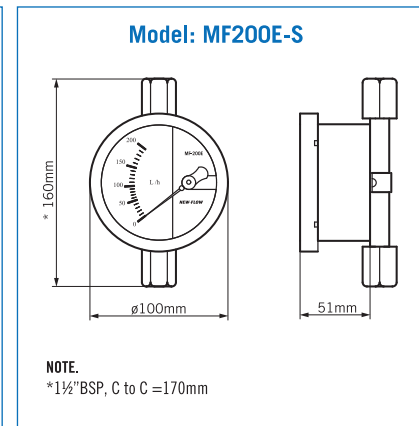
Standard Scales

Tube	L/H 20°C Water	NL/H Air 20°C 1.013 bar	ΔPmm Water	BSP /NPT	Accuracy (NOTE 1.)
MF2001E	0.4 ~ 4	21 ~ 210	340	1/4"	±6% F.S
MF2002E	0.6 ~ 6	33~330	340	1/4"	±3% F.S
MF2003E	1 ~ 10	48~480	340	1/4"	±2% F.S
MF2004E	1.5 ~ 15	60~600	340	1/4"	±2% F.S
MF2005E	2 ~ 20	72~720	340	1/4"	±2% F.S
MF2006E	3 ~ 30	90~900	340	1/4"	±2% F.S
MF2007E	5 ~ 50	120~1200	340	1/4"	±2% F.S
MF2008E	6 ~ 60	180~1800	340	1/4"	±2% F.S
MF2009E	10 ~ 100	300~3000	340	1/4"	±2% F.S
MF2010E	15 ~ 150	500~5000	340	1/2"	±2% F.S
MF2011E	25 ~ 250	750~7500	340	1/2"	±2% F.S
MF2012E	40 ~ 400	1200~12000	340	1/2"	±2% F.S
MF2013E	60 ~ 600	1800~18000	340	1/2"	±2% F.S
MF2014E	75~750	2000~20000	340	3/4"	±2% F.S
MF2015E	100~1000	3000~30000	340	1"	±2% F.S
MF2016E	150~1500	5000~50000	450	1-1/2"	±2% F.S
MF2017E	200~2000	7500~75000	450	1-1/2"	±2% F.S
MF2018E	300~3000	9000~90000	450	1-1/2"	±2% F.S
MF2019E	350~3500	11000~110000	450	1-1/2"	±2% F.S
MF2020E	400~4000	12000~120000	450	1-1/2"	±2% F.S
MF2021E	600~6000	15000~150000	520	2" NPT only	±2% F.S

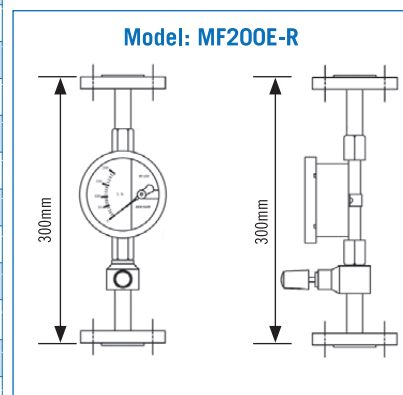
Dimensions



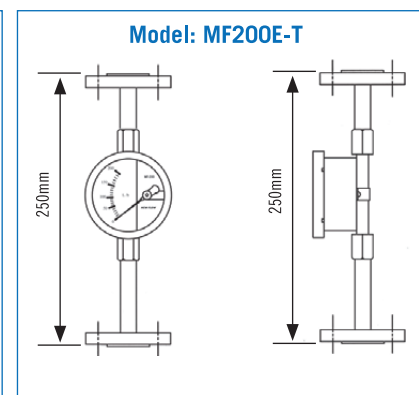
MF200E-B
 Basic Model:
 Rear connection + needle valve



MF200E-S
 Basic Model:
 Thread connection



MF200E-R
 Flange-needle Model:
 flange connection + needle valve



MF200E-T
 Flange Model:
 flange connection

NOTE.

- The accuracy ±6% F.S for tube MF2001E; The accuracy ±3% F.S for tube MF2002E.
 The accuracy ±2% F.S for tube MF2003E~MF2021E and option ±1.6% F.S on request.
- Performance Technical Data are effective with date of issue and are subject to change without prior notice.

